



Essential Question

# What Can We Find on Earth?



## Engage Your Brain

Find the answer in the lesson.

The Great Sphinx was built long ago.

It was built from

\_\_\_\_\_.



## Active Reading

### Lesson Vocabulary

- 1 Preview the lesson.
- 2 Write the 3 vocabulary terms here.

\_\_\_\_\_

\_\_\_\_\_

# All Natural

What do you use from Earth? You use natural resources. A **natural resource** is anything from nature that people can use.

## Air

Air is a natural resource. We breathe air. Wind is moving air. This hang glider uses wind to move. A wind farm changes wind into useful energy. Energy gives light and heat to homes.

### Active Reading

Draw two lines under the main idea.



(bkgd) ©Chris Cheadle/Alamy (inset) ©Martin Jenkinson/Alamy

© Houghton Mifflin Harcourt  
Publishing Company



# Water

Water is a natural resource.  
We use water in many ways.

► Label each picture. Tell how people use water.



(c) ©Arthur Tilley/Getty Images; (r) ©Stephen Denny/Alamy; (b) © Paul A. Souders/CORBIS;  
(d) ©Nick Koudis/Getty Images

© Houghton Mifflin Harcourt  
Publishing Company


# Plants and Animals

Plants and animals are natural resources too. We use them for food. We also use them to make clothes and other things we need.


► Look at the pictures. Circle the good we get from each plant or animal.



We make socks from cotton.




We make wood toys from trees.



We make food from tomatoes.










**We make a sweater from a sheep's wool.**



**We make cheese from a cow's milk.**



**We get eggs from a hen.**





# Rocks

Rocks are a natural resource. A **rock** is a hard nonliving object from the ground. We use rocks to build things.

## Active Reading

Find the sentence that tells the meaning of **rock**. Draw a line under the sentence.



house made  
from rocks



# Soil

Soil is a natural resource, too. **Soil** is the top layer of Earth. We use soil to grow plants. We can also use it to make things. We can use bricks for building.



► How is this boy using soil?

---

---

# Sum It Up >>

## 1 Write It!

Solve the riddle.

How are a



, and a



alike?

They are all \_\_\_\_\_.

## 2 Circle It!

Circle a way people use each natural resource.

Animal



Rock



Water



Soil







Name \_\_\_\_\_

## Vocabulary Review


Write the resources on the lines.  
Then color the picture.

1 What fruit comes from a plant? \_\_\_\_\_  
Color it red.

2 What other resources are plants? \_\_\_\_\_  
Color them green.

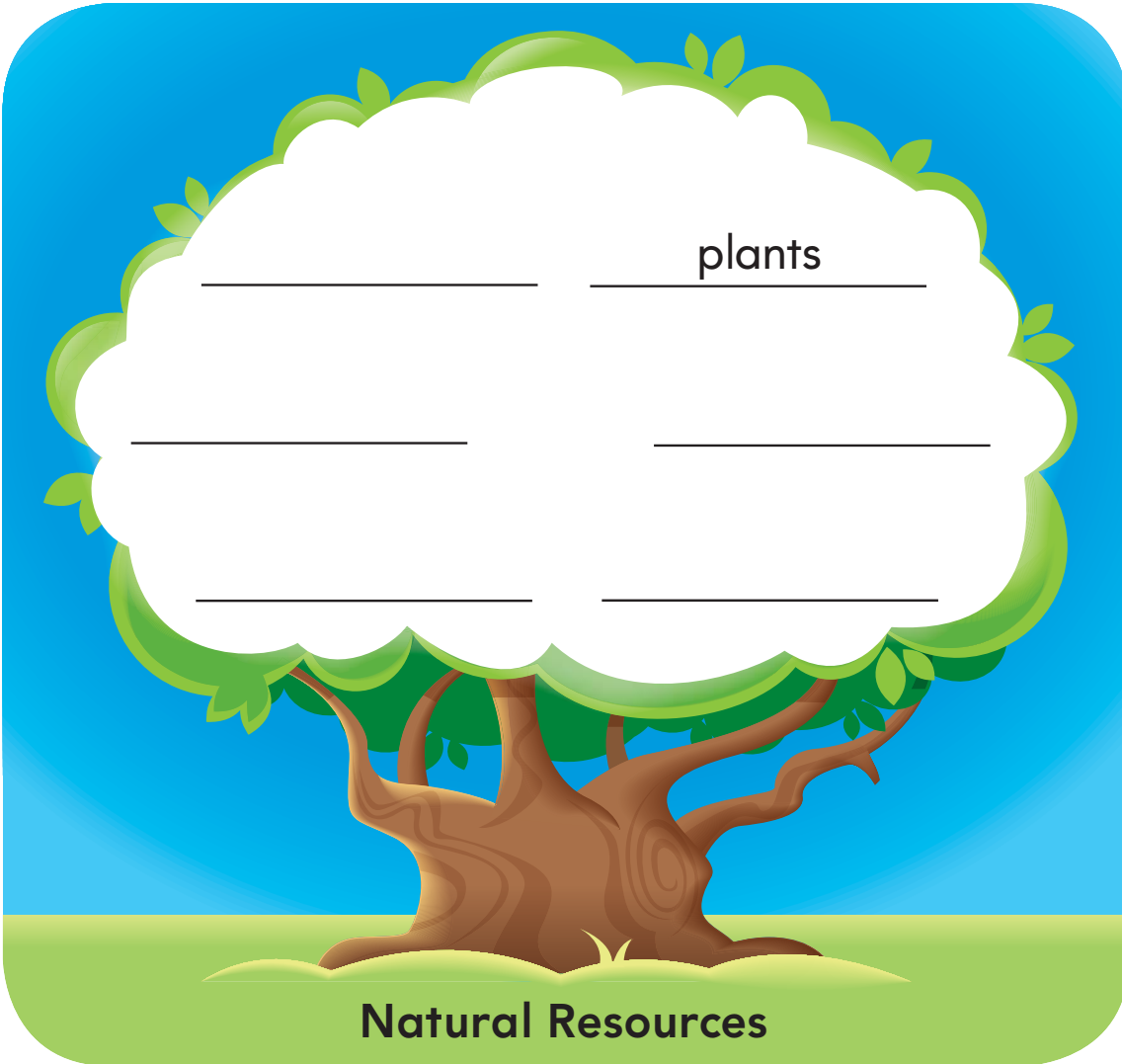
3 What resource is an animal? \_\_\_\_\_  
Color it brown.

4 What resource do we drink? \_\_\_\_\_  
Color it blue.



# Apply Concepts

Fill in the organizer. Write the names of natural resources.



\_\_\_\_\_ plants \_\_\_\_\_

\_\_\_\_\_

\_\_\_\_\_

Natural Resources

Take It  
Home

Family Members: See *ScienceSaurus*® for more information about natural resources.